

Coaxial

N-Type Fixed Attenuator

50Ω 0.5W 20 dB DC to 6000 MHz

UNAT-20+



CASE STYLE: FF779

Connectors	Model	Price	Qty.
N-Type	UNAT-20+	\$15.95 ea.	(1-9)

Maximum Ratings

Operating Temperature	-45°C to 100°C
Storage Temperature	-55°C to 100°C

Features

- wideband coverage, DC to 6000 MHz
- rugged unibody construction
- off-the-shelf availability
- very low cost

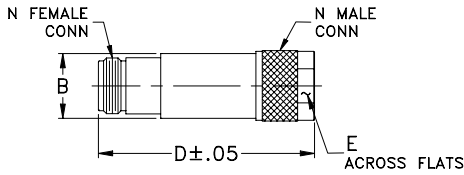
Applications

- impedance matching
- signal level adjustment

+ RoHS compliant in accordance with EU Directive (2002/95/EC)

The +Suffix has been added in order to identify RoHS Compliance. See our web site for RoHS Compliance methodologies and qualifications.

Outline Drawing



Electrical Specifications

FREQ. RANGE (MHz)	ATTENUATION * (dB)					VSWR (:1)					MAX. INPUT POWER (W)	
	Flatness **					DC-3 GHz			3-4.5 GHz			4.5-6 GHz
	DC-3 GHz	3-4.5 GHz	4.5-6 GHz	DC-6 GHz		DC-3 GHz	3-4.5 GHz	4.5-6 GHz	DC-3 GHz	3-4.5 GHz		4.5-6 GHz
DC-6000	Nom.	Typ.	Typ.	Typ.	Typ.	Typ.	Max.	Typ.	Max.	Typ.		0.5
	20±0.3	0.45	0.45	0.40	0.75	1.15	1.25	1.20	1.43	1.30		

* Attenuation varies by 0.3 dB max. over temperature.

** Flatness= variation over band divided by 2.

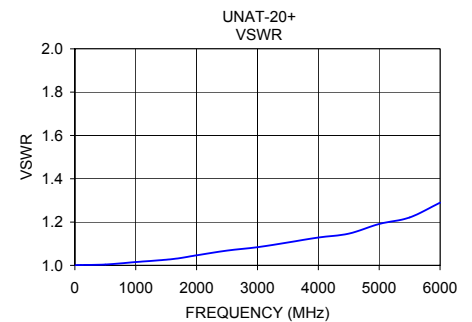
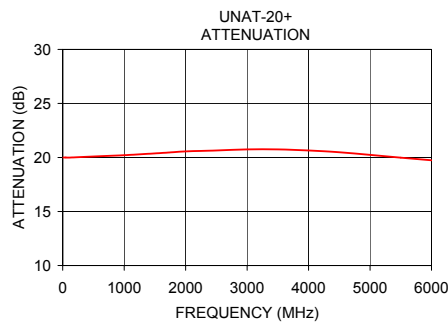
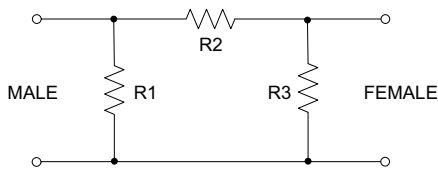
Outline Dimensions (inch/mm)

B	D	E	wt
.68	2.11	.718	grams
17.27	53.59	18.24	72.5

Typical Performance Data

Frequency (MHz)	Attenuation (dB)	VSWR (:1)
10	20.00	1.00
50	20.00	1.00
100	19.99	1.00
500	20.09	1.00
1000	20.21	1.02
1600	20.41	1.03
2000	20.56	1.05
2500	20.65	1.07
3000	20.75	1.08
3500	20.75	1.11
4000	20.65	1.13
4500	20.48	1.15
5000	20.24	1.19
5500	19.98	1.22
6000	19.74	1.29

Electrical Schematic



Mini-Circuits®
ISO 9001 ISO 14001 CERTIFIED

ALL NEW
minicircuits.com

P.O. Box 350166, Brooklyn, New York 11235-0003 (718) 934-4500 Fax (718) 332-4661 For detailed performance specs & shopping online see Mini-Circuits web site



The Design Engineers Search Engine Provides ACTUAL Data Instantly From MINI-CIRCUITS At: www.minicircuits.com

RF/IF MICROWAVE COMPONENTS

REV. D
M108294
ED-10269
UNAT-20+
UR/LC/CP
070723